

GAINS

Georgia Department of Education Financial Review

May 2, 2019

AGENDA

- Amended FY 2019 Budget
- Initial FY 2020 Budget
- 2019 Legislation
- Salary Schedule
- Medicaid Reimbursement
- Transparency/ESSA
- Chart of Accounts
- Financial Reporting
- GASB 68 and 75
- Deficit Reporting
- GASB 84 – Fiduciary Funds
- GASB 87 – Leases
- Regional Workshops
- Questions

FY 2019 Mid-Term Adjustments

Amended FY 2019 Budget

HB 30 Signed by Governor	March 12, 2019
QBE Allotments	February 19, 2019
Funded enrollment growth	\$58,488,524
Funded Hold Harmless	\$15,712,348
State Charter Schools Hold Harmless	\$12,194,931
Correction of Local Charter Schools	\$1,073,373
Initial FTE Count	1,751,239
Amended FTE Count (related to HB 787)	1,749,147
Mid-Term FTE Count	1,753,422

Amended FY 2019 Budget

Charter System Supplement Enrollment Growth	\$566,559
State Commission Charters (includes T&E based on 2019-1 CPI Report)	\$42,116,564
Special Needs Scholarship (SB10) Increase	\$822,191
Local Fair Share Increase related to State Charter School HB 787 Adjustment	\$18,063,705
Increase in CTAE – Rural Middle School Coding Labs	\$500,000

Amended FY 2019 Budget – State Commission Charter Supplement

- FY 2018 HB 787
- Allows for projections if enrollment is estimated to increase at least 2%
- Allows for increased funding projections for T&E (If 2019-1 CPI was at least 2% greater than 2018-1 CPI, the growth was funded)
- If enrollment actually declined or growth was less than 2%, the State charters were held harmless and the Initial Allotments restored.
- If growth increase is more than 2%, enrollment growth was funded just as it is for all school districts.
- If there was growth more than 2%, just not at the level of the projections, then funding was allotted at the October 2018 level

Amended FY 2019 Budget – School Security Grants

- \$69,240,000 for School Security Grants
- \$30,000 for each school
- Email notification from GaDOE on March 18, 2019
- Districts must submit a budget using the Consolidated Application (Con App)
- Invoice Application will be utilized for reimbursement
- Grant award period: April 1, 2019 – June 30, 2020
- Email from Ted (GaDOE CFO) on April 12, 2019 with directives for submitting a budget within the Con App

Rural Middle School Coding Labs

- Increase in CTAE – Rural Middle School Coding Labs - \$500,000
- Same process as last year
- Notification on April 3, 2019
- Applications due May 1, 2019
- Grant Award Notifications – June 14, 2019
- Revenue should be reported as unearned (Revenue Code 0481) if not expended prior to June 30, 2019

FY 2020 Initial QBE and Other State Grants

Initial FY 2020 Budget

HB 31 – Sent to Governor	April 4, 2019
Enrollment Growth and T&E	\$133,652,437
TRS Increase 20.90% to 21.14%	\$18,235,604
FTE Count	1,753,422
Reduction in Math and Science	(\$1,473,790)
• Charter System Supplement ○ Adjusted for Increased FTEs	\$979,919
• State Commission Charter Schools	\$46,882,920

Initial FY 2020 Budget

- Adjustment of the base salary schedule to increase salaries for certified employees, effective July 1, 2019.
 - Includes: teachers, media specialists, special education specialists, technology specialists, counselors, social workers, psychologists, superintendents, principals, assistant principals

\$522,122,265

- FY 2020 Salary Scale includes an additional \$3,000 **added to each step**

New salary scale to be released after State Board approval

FY 2020 Salary Scale

STATE SALARY SCHEDULE
GEORGIA ANNUAL/MONTHLY SALARY SCHEDULE
FOR 10 MONTHS EMPLOYMENT

- How does the adjustment in FY 2020 affect the state salary scale?
- The increase between steps was previously based on a 3% increase.
- By adding a flat dollar amount to each step, the percentage increase between steps decreases.
- The spread between steps is the same dollar amount between the FY 2019 and FY 2020 salary scales.

FY 2019 Salary Scale

FY 2019		STATE SALARY SCHEDULE										Folder Name: FY19 INITIAL	
OFFICIAL		GEORGIA ANNUAL/MONTHLY SALARY SCHEDULE FOR 10 MONTHS EMPLOYMENT										BASE EQUALS \$34,092.00 SCHOOL YEAR 2018 - 2019	
Years of Creditable Service	Salary Step	LEVEL OF CERTIFICATION											
		T-1 94.50% OF T - 4	T-2 97.25% OF T - 4	PROV BT-4 94.50% OF T - 4	PROF T-4 100.00% OF T - 4	PROV BT-5 106.50% OF T - 4	PROF T-5 115.00% OF T - 4	PROV BT-6 106.50% OF T - 5	PROF T-6 113.00% OF T - 5	PROV BT-7 106.50% OF T - 6	PROF T-7 111.00% OF T - 6		
0,1,2	E	\$32,217.00 \$2,684.75	\$33,154.00 \$2,762.83	\$32,217.00 \$2,684.75	\$34,092.00 \$2,841.00	\$36,308.00 \$3,025.67	\$39,206.00 \$3,267.17	\$41,754.00 \$3,479.50	\$44,303.00 \$3,691.92	\$47,183.00 \$3,931.92	\$49,176.00 \$4,098.00		
3	1	\$33,184.00 \$2,765.33	\$34,149.00 \$2,845.75	\$32,217.00 \$2,684.75	\$35,115.00 \$2,926.25	\$37,397.00 \$3,116.42	\$40,382.00 \$3,365.17	\$43,007.00 \$3,583.92	\$45,632.00 \$3,802.67	\$48,598.00 \$4,049.83	\$50,651.00 \$4,220.92		
4	2	\$34,180.00 \$2,848.33	\$35,173.00 \$2,931.08	\$32,217.00 \$2,684.75	\$36,168.00 \$3,014.00	\$38,519.00 \$3,209.92	\$41,593.00 \$3,466.08	\$44,297.00 \$3,691.42	\$47,001.00 \$3,916.75	\$50,056.00 \$4,171.33	\$52,171.00 \$4,347.58		
5	3	\$35,205.00 \$2,933.75	\$36,228.00 \$3,019.00	\$32,217.00 \$2,684.75	\$37,253.00 \$3,104.42	\$39,675.00 \$3,306.25	\$42,841.00 \$3,570.08	\$45,626.00 \$3,802.17	\$48,411.00 \$4,034.25	\$51,558.00 \$4,296.50	\$53,736.00 \$4,478.00		
6	4	\$36,261.00 \$3,021.75	\$37,315.00 \$3,109.58	\$32,217.00 \$2,684.75	\$38,743.00 \$3,228.58	\$41,262.00 \$3,438.50	\$44,555.00 \$3,712.92	\$47,451.00 \$3,954.25	\$50,347.00 \$4,195.58	\$53,620.00 \$4,468.33	\$55,885.00 \$4,657.08		
7	5	\$37,349.00 \$3,112.42	\$38,434.00 \$3,202.83	\$32,217.00 \$2,684.75	\$39,905.00 \$3,325.42	\$42,500.00 \$3,541.67	\$45,892.00 \$3,824.33	\$48,875.00 \$4,072.92	\$51,857.00 \$4,321.42	\$55,229.00 \$4,602.42	\$57,562.00 \$4,796.83		
8	6	\$38,469.00 \$3,205.75	\$39,587.00 \$3,298.92	\$32,217.00 \$2,684.75	\$41,701.00 \$3,475.08	\$44,413.00 \$3,701.08	\$47,957.00 \$3,996.42	\$51,074.00 \$4,256.17	\$54,191.00 \$4,515.92	\$57,714.00 \$4,809.50	\$60,152.00 \$5,012.67		
9,10	7	\$39,623.00 \$3,301.92	\$40,775.00 \$3,397.92	\$32,217.00 \$2,684.75	\$42,952.00 \$3,579.33	\$45,745.00 \$3,812.08	\$49,396.00 \$4,116.33	\$52,606.00 \$4,383.83	\$55,817.00 \$4,651.42	\$59,445.00 \$4,953.75	\$61,957.00 \$5,163.08		
11,12	L1	\$40,812.00 \$3,401.00	\$41,998.00 \$3,499.83	\$32,217.00 \$2,684.75	\$44,241.00 \$3,686.75	\$47,117.00 \$3,926.42	\$50,878.00 \$4,239.83	\$54,184.00 \$4,515.33	\$57,492.00 \$4,791.00	\$61,228.00 \$5,102.33	\$63,816.00 \$5,318.00		
13,14	L2	\$42,036.00 \$3,503.00	\$43,258.00 \$3,604.83	\$32,217.00 \$2,684.75	\$45,568.00 \$3,797.33	\$48,531.00 \$4,044.25	\$52,404.00 \$4,367.00	\$55,810.00 \$4,650.83	\$59,217.00 \$4,934.75	\$63,065.00 \$5,255.42	\$65,730.00 \$5,477.50		
15,16	L3	\$43,297.00 \$3,608.08	\$44,556.00 \$3,713.00	\$32,217.00 \$2,684.75	\$46,935.00 \$3,911.25	\$49,987.00 \$4,165.58	\$53,976.00 \$4,498.00	\$57,484.00 \$4,790.33	\$60,994.00 \$5,082.83	\$64,957.00 \$5,413.08	\$67,702.00 \$5,641.83		
17,18	L4	\$44,596.00 \$3,716.33	\$45,893.00 \$3,824.42	\$32,217.00 \$2,684.75	\$48,343.00 \$4,028.58	\$51,487.00 \$4,290.58	\$55,595.00 \$4,632.92	\$59,209.00 \$4,934.08	\$62,824.00 \$5,235.33	\$66,306.00 \$5,573.50	\$69,733.00 \$5,811.08		
19,20	L5	\$45,934.00 \$3,827.83	\$47,270.00 \$3,939.17	\$32,217.00 \$2,684.75	\$49,793.00 \$4,149.42	\$53,032.00 \$4,419.33	\$57,263.00 \$4,771.92	\$60,985.00 \$5,082.08	\$64,709.00 \$5,392.42	\$68,913.00 \$5,742.75	\$71,825.00 \$5,985.42		
21+	L6	\$47,312.00 \$3,942.67	\$48,688.00 \$4,057.33	\$32,217.00 \$2,684.75	\$51,287.00 \$4,273.92	\$54,623.00 \$4,551.92	\$58,981.00 \$4,915.08	\$62,815.00 \$5,234.58	\$66,650.00 \$5,554.17	\$70,980.00 \$5,915.00	\$73,980.00 \$6,165.00		

Comparison: FY 19 Salary Scale vs. FY 20 Salary Scale

FY 2019 Salary Scale	Salary
T4, Step 0	\$34,092
T7, Step L6	\$73,980
Difference	\$39,888

FY 2020 Salary Scale	Salary
T4, Step 0	\$37,092
T7, Step L6	\$76,980
Difference	\$39,888

NEWS

GEORGIA LAWMAKERS APPROVE \$3,000 PAY RAISE

Salary Raise, Effective July 1, 2019

- What does this mean?
- QBE includes an additional \$46M to calculate the \$3,000 raise over the 12 months of the fiscal year.
- State salary scale **remains** on a September – August time frame.
- \$3,000 raise is legally over a 12-month time period including Sept-June (FY 2020) and July-Aug (FY 2021).

Initial FY 2018 QBE (Flashback Slide)

- Additional funding included in FY 2018 QBE allotment
- Will not be considered when considering hold harmless
- 2% salary increase was calculated based on 12 months instead of 10 months
 - State Salary Scale is calculated September through August, so only 10 months of FY 2018 in QBE included a 2% salary increase
- Additional portion will remain with school district
- Will be allotted on the line for Indirect Cost – Central Administration

Initial FY 2018 QBE (Flashback Slide)

- Additional funding included in FY 2018 QBE allotment
- Record the revenue using the QBE program code 1450 – Indirect Cost – Central Admin
- QBE Allotment Sheet will include a note, identifying the additional funds allotted

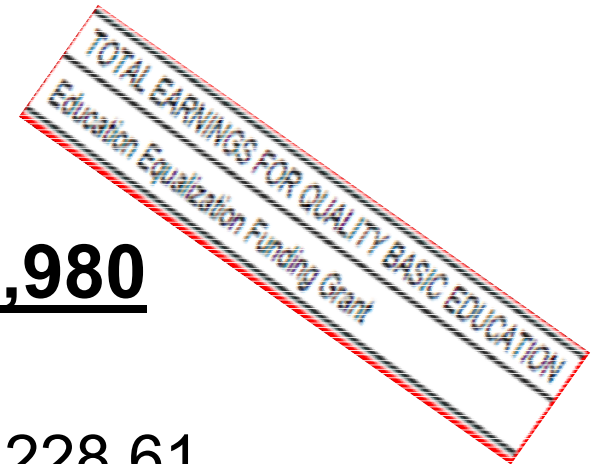
Initial FY 2018 QBE (Flashback Slide)

INDIRECT COST					
Central Admin and One Time QBE	12,895,659	1,755,536	14,651,195	3,175,556	11,475,639
School Admin	24,418,391	796,916	25,215,307	5,465,263	19,750,044
Facility M & O		34,295,601	34,295,601	7,433,360	26,862,241
Sub Total (INDIRECT COST)	37,314,050	36,848,053	74,162,103	16,074,179	58,087,924

FY 2020 Additional Adjustments to Salaries

Kindergarten Aides – Increase <ul style="list-style-type: none">• 1/3 of Teacher Salary	\$1,161.23
Secretaries – Increase <ul style="list-style-type: none">• 2% Salary Increase• TRS Increase 20.90% - 21.14%	\$283
• Accountants – Increase <ul style="list-style-type: none">• 2% Salary Increase• TRS Increase 20.90% - 21.14%	\$423

Initial FY 2020 Budget – Equalization and LFMS



- **Equalization Increase - \$78,644,980**

- Overall allotment - \$693,961,400
- FY 2020 Statewide Average - \$151,228.61
- FY 2019 Statewide Average - \$144,820.85
- 5 lost all funding – 60 total did not receive funding
- 31 districts decreased/lost funding
- 94 districts increased funding
- 55 districts did not receive funding in FY 19 or FY 20

- **Local Five Mill Share Increase - \$115,253,499**

- Overall allotment decrease due to LFS -
\$1,987,648,762

QBE EARNINGS	LESS LOCAL 5 MILLS	STATE FUNDS
-----------------	-----------------------	-------------

Initial FY 2020 Budget – TRANSPORTATION




- **Transportation Funds - \$135,434,948**
 - Enrollment Growth - \$818,906
 - 2% Salary Increase - \$1,731,924
- **Bus bonds of \$20,000,000**
- **Additional bonds of \$1,710,000 for alternative fuel school buses**

AFY 2018 (Flashback Slide)

- Transportation

- Amended the transportation allotment to provide an additional \$1,760,918
- Increase funds to purchase 204 school buses statewide
- \$15,750,000
- Added to the Business and Finance Administration Budget
- Not bonds
- Will be awarded as a grant through GAORS
- Use Bus Bond Program Code
- Will be paid on specified date (to be determined)
- Completion Report required


Initial FY 2020 Budget – TRANSPORTATION



Driver Benefits	Budget Amounts
Salary	\$9,384.16
Social Security	717.52
Sick Leave	125.00
Required Medical Examination	<u>30.00</u>
TOTAL	\$10,256.68*

*This amount equates to \$854.72 per month, per driver for July 2019 through June 2020.

Initial FY 2020 Budget NUTRITION



- Nutrition Funds - **\$24,534,332**
 - 2% Salary Increase - \$451,260
- Calculation set forth in O.C.G.A. §20-2-187
- Funding for increase based on current manager and non-manager staffing and estimated lunches serviced in FY 20
- State Board rule stipulates the amount of lunches to be served in an 8 hour day by each employee as 85
- Formula calculates the number of employees needed
- Divides number of employees needed by amount of funding appropriated to determine base salary.

Initial FY 2020 Budget – Non-Categorical Formula Grants

- **Sparsity** – Updated declining FTEs - \$968,634 and calculation for 2% Salary Increase and TRS – \$131,101
- **Residential Treatment Centers** – Increased Enrollment - \$114,005 and 2% Salary Increase - \$502,349
- **State Preschool Disabilities Grant** –
 - \$2,068,062 for Salary Increase
 - \$3,818,325 for enrollment growth and T&E
- **Hygiene Products** –
 - \$1,000,000 for low-income students

Initial FY 2020 QBE – Categorical Grants

CATEGORICAL GRANTS
Pupil Transportation Pgm (Includes 42 Drivers and bus replacement funds of 0)
Sparsity - Regular
Nursing Services
TOTAL EARNINGS FOR QUALITY BASIC EDUCATION
Education Equalization Funding Grant
TOTAL STATE FUNDING ON THIS ALLOTMENT SHEET
Charter Commission Admin - State
Military Counselors
DCH Direct Payment
State Commission Charter Supplement
TOTAL FUNDING ON THIS ALLOTMENT SHEET

School Improvement – Increase funds for additional high school counselors and programs for Title I schools \$1,000,000

CTAE – Increase of funds for \$3,000 salary increase \$775,362

CTAE – Increase of funds for industry certification \$220,000

CTAE – Increase of funds for cyber security initiatives \$250,000

Regional Educational Service Agencies (RESAs)

RESAs – Mental Health Awareness Training	\$1,600,000
TRS increase	\$8,066
2% Salary increase	\$178,851
Austerity DECREASE	\$413,000
Total RESA QBE Allotment	\$14,568,010

Bonds – Initial 2020 Budget

- Capital Outlay – Regular - **\$185,140,000**
- Capital Outlay – Regular Advance - **\$36,455,000**
- Capital Outlay – Low Wealth - **\$30,650,000**
- Capital Outlay – Additional Project Specific Low-Wealth - **\$13,630,000**
- Agriculture Education Equipment - **\$2,020,000**
- Vocational Equipment - **\$7,570,000**
- Construction Industry Certification - **\$250,000**

State Health Benefit Plan

- **Employer Contributions**
 - Certified Employees - \$945 PMPM
 - Non-certified Employees - \$945 PMPM
- **No change for FY 2020**

TRS

- **Employer Rates**

- FY 2019 – 20.90%
- FY 2020 – 21.14%

- **Employee Rates**

- FY 2019 – 6%
- FY 2020 – 6%

Allotment Sheets

OFFICIAL Georgia State Department Of Education											
Earnings Sheet for FY 2019											
School System: State		FY19 Initial Amendment #3						THE BASIC UNIT COST IS DEFINED TO BE THE AMOUNT OF \$2,620.77			
←-----Earnings (\$)----->							←-----Eamed Positions----->				
							←-----Grades K-12----->				
DIRECT INSTRUCTIONAL COST	FTE	SALARY	OPERATING	QBE EARNINGS	LESS LOCAL 5 MILLS	STATE FUNDS	Teacher	Subj. Spec	Couns.	Tech. Spec	
Kindergarten Pgm	100,054	571,385,300	7,819,437	579,204,737	105,910,686	473,294,051	6,670.40		222.34	90.96	
Kindergarten Early Intr Pgm	20,818	154,890,286	1,626,935	156,517,221	27,733,129	128,784,092	1,892.55		46.26	18.93	

- AFY19 Allotment Sheets were posted on February 19, 2019.
- AFY19 Site Level Allotment Sheets pending.
- FY 19 Accrual Sheets pending.
- FY 20 Allotments Sheets pending.

Legislation



FY 2019 – HB 527 – Sent to Governor

April 8, 2019

- To update the program weights in the QBE funding formula to the weights calculated with the FY 2020 appropriation
- Program weights change when a component of the formula has a change in the dollar amount appropriated
- Base Salary, TRS, additional positions, etc.

FY 2019 – HB 322 – Signed April 28, 2019

1 To amend Title 36 of the Official Code of Georgia Annotated, relating to local government,
2 so as to change provisions relating to the advertisement of certain bid or proposal
3 opportunities; to change notice provisions relating to public works construction contracts;
4 to provide for related matters; to provide for an effective date; to repeal conflicting laws; and
5 for other purposes.

- Changes Procurement Registry Requirements
- Bid or Proposal opportunity for goods, services, or both, in excess of **\$100,000** shall be published on the GA Procurement Registry Website
- Construction bids are required to be posted for 28 days

FY 2019 – SB 67 – Sent to Governor

April 5, 2019

- In the event of a fire or natural disaster, the district shall be able to concurrently apply for funding of portions of same facility that was not damaged or destroyed so long as the facility is at least 20 years old.
- Added additional criteria to meet low wealth eligibility. Consolidation of educational facilities when the SPLOST over a 5 year period would not generate the required local contribution.

FY 2019 – HB 59 – Signed April 23, 2019

- Military students to enroll in the public school of the attendance zone prior to physically establishing residence.
- State charter schools with statewide attendance zones can hold board meetings by teleconference.

FY 2019 – SB 15– Sent to Governor 4.9.19

- Requires schools to conduct a site threat assessment
- Reperform assessment every 5 years
- Review and update annually as necessary
- School safety plans submitted to Department of Education
- GaDOE shall post a list on website showing:
 - all schools that have completed and
 - all schools that are delinquent in completing the school safety plan

FY 2019 – HB 182– Signed April 28, 2019

- Requires sales tax to be collected from any online retailer when gross revenue exceeds \$100,000.00 in the previous or current year.
- Lowered threshold from \$250,000
- Effective January 1, 2020

FY 2019 – SB 68 – Did not pass

- Requires School Board members to review financial information for their specific school district as part of finance training
- Requires Superintendent financial management training if high risk
- Requires GaDOE to establish a template for reporting financial information to the board
- Requires flexibility contracts to consider high-risk status

FY 2019 – SB 209 – Did not pass

- Eliminate the Financial Efficiency Star Rating
- **SR 452** – Creates a Senate Study Committee to review the FESR rating system.
- Committee created through December 31, 2019

FY 2019 – Did not pass

- **SR 12** – To amend constitution to allow SPLOST funds for school security projects
- **SB 175** – amends 47-3-127.2 to require employers to pay the employer and employee TRS rates on retired TRS member that are employed 49% or less
- **HB 365** – exempt TAVT sales tax on vehicles used by ground transport services and apply an excise tax instead
- **HB 444** – Dual Enrollment

Federal School Improvement Grant

Richard Woods, Georgia's School Superintendent | Georgia Department of Education | *Educating Georgia's Future*



Federal School Improvement Grant Program Code 1770

- \$12M currently awarded – these funds are carryover from the FY 2018 grant award period
- Grant Period Ends September 30, 2019
- \$12M cannot be carried over again
- Additional allocations expected to be approved at May 8th State Board Meeting
- Additional funding through September 30, 2019 grant period – however, full carryover of the additional funding will be allowed through September 30, 2020

Local \$alary Schedule

Local LEA Salary Schedule

What salary schedule has your local board adopted?

- If the local schedule includes the state salary + local supplement, the salaries are required to be split between the state and local QBE program codes.
- If the local schedule includes just one dollar amount per category (step, certification, level, etc.), the salaries should be reported in total to the state QBE program codes.

Local LEA Salary Schedule – Certified Employees

Flexibility Contracts waived O.C.G.A. §20-2-212(b)

“In any fiscal year in which such personnel receive an increase under the minimum salary schedule, a local unit of administration shall not decrease any local salary supplement for such personnel below the local supplement amount received in the immediately preceding fiscal year by those personnel of that local unit of administration unless such local unit of administration has conducted at least two public hearings regarding such decrease, notice of which hearings, including the time, place, agenda, and specific subject matter of the meeting, the local unit shall cause to be published in the legal organ of the county which is the legal situs of such local unit one time at least seven days prior to the date such hearings are to be held.”

Local LEA Salary Schedule – Bus Drivers and Food Service Employees

O.C.G.A. §20-2-220

“In any fiscal year in which school bus drivers or full-term school food service managers or food service employees receive an increase in state funds in their salaries, a local unit of administration shall not decrease any local salary supplement amount received in the immediately preceding fiscal year by those personnel of that local unit of administration unless such [LUA] has conducted at least one public hearing regarding such decrease.”

Medicaid Nursing Reimbursements

Medicaid Reimbursement

- Medicaid program to seek reimbursement for nursing services provided by school districts
- Services provided by licensed nurses **DIRECTLY** to students
- Will need to capture salaries/benefits for licensed nurses separately from the generalized nursing services and operating costs funded by QBE (Program Code 1500)
- More information coming soon

Medicaid Reimbursement

- Must enroll in both CISS and ACE to participate in Nursing Reimbursement
- Training to be held this summer at the RESA locations – already scheduled
- Random Moment Time Study will be performed

Transparency/Every Student Succeeds Act (ESSA)

ESSA – School Level Reporting

“The **per-pupil expenditures** of Federal, State, and local funds, including actual personnel expenditures and actual nonpersonnel expenditures of Federal, State, and local funds, **disaggregated by source of funds**, for each local educational agency and each school in the State for the preceding fiscal year.”

ESSA – School Level Reporting

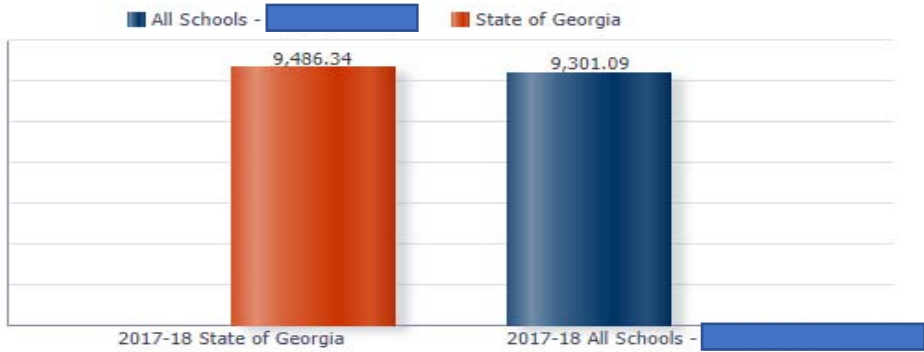
Please select to refresh the report

* School Year: 2017-18
 * School District: [Blue Box]
 * School: NULL

Apply Reset

[Refresh](#)
[Refresh](#)

School Year	School District Name	Institution Name	Financial Efficiency Star Rating	Expenditure Type	Amount
2017-18	State of Georgia	All Schools	*	Per Pupil Expenditure	\$9,486.34
				Federal Per Pupil Expenditure	\$566.37
				State Local Per Pupil Expenditure	\$8,919.98
	[Blue Box]	All Schools	★ ★ ★	Per Pupil Expenditure	\$9,301.09
				Federal Per Pupil Expenditure	\$683.78
				State Local Per Pupil Expenditure	\$8,617.31



[Print](#) - [Export](#)



Chart of Accounts Updates

Amended FY 2019 Budget - School Safety Security Grants - COA

- Program Code **1695**
- Fund Code **100** or **599** (*Local charter schools*)
- Revenue Source Code **3800**
- Expenditure Function Code **2600**
- **Grant purpose**: For school security enhancements that have been identified in the school safety plans and prioritized by the district.

Chart of Accounts

- Emailed updates to Code Relationships on February 1, 2019
- Restricted effective July 1, 2019:

RESTRICTION DESCRIPTION	CODE NUMBER/DESCRIPTION
Function/Object	1000-181 (Maintenance/Transportation Personnel)
Function/Object	1000-715 (Land improvements)
Function/Object	2400-110 (School Admin & Teachers)
Function/Object	2700-113 (Transportation & Subs); use Object 114 or 180
Function/Object	Object 410 only allowed with 2600, 2700, 3100, 3300
Fund/Function	560-2230 (Pre-K & Federal Grant Administration)
Function/Program	QBE Instructional Program Codes with 2213

Financial Reports and Final Statements

Deadlines



July 8, 2019

- Open the Portal for Year End Transmissions

September 30, 2019

- FY 2019 Financial Analysis Report
- FY 2019 Final Budget Report
- FY 2020 Initial Budget Report

December 31, 2019

- Completed Financial Statements
 - Include Exhibits, Schedules, Notes to Financial Statements, MD&A (if applicable)

Errors and Warnings Transmission -

Uses and Information

- **WHAT:**

- Pre-DE46 uploads to determine code relationship discrepancies, out of balance accounts, account code input errors, etc.
- Used to compare the DE106 monthly reported values from the School Nutrition Program against a school district's general ledger data in Fund 600, School Nutrition (*DE106-DE46 Comparison Report*).

- **WHY:**

- Ensures the DE46 uploads at year-end will be error-free and in compliance.

- **WHEN:**

- Monthly; same as annual DE 46 Upload process.

- **USEFUL TIP:** Use  **chrome**

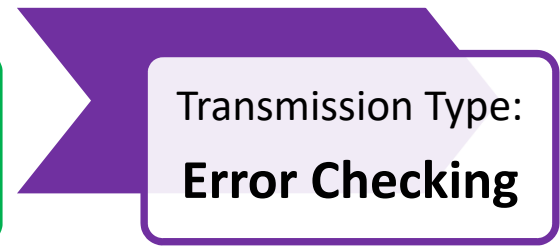
Errors and Warnings Transmission – **NEW PORTAL LOCATION**

The screenshot displays the 'Site Navigation' menu on the left, which includes 'Home', 'Logout', 'Financial Review', 'Consolidated Application', 'Data Collection', 'View Documents', 'Facility and School Registry', 'Finance Applications', 'Message Center', 'Grants Application', 'Security Administration', 'EOPA Reports', 'Financial Review Application', and 'Professional Learning Opportunities (PLO)'. The 'Financial Review Application' item is circled in red. A green arrow points from this item to the 'Transmission' sub-menu item, which is also circled in red. To the right, the 'Surveys' panel shows counts for 'New (0)', 'Saved (0)', 'Submitted (10)', and 'Approved (10)' surveys, with a 'More' link.

Financial Review Application

Transmission types:

- DE46 Actual
- DE46 Initial Budget
- DE46 Final Budget
- **Error Checking** ⚠



Financial Review - Search

Search Upload Errors and Warnings Warnings Explanations Audit Trail Locks

Print

Search Transmission

*Fiscal Year: 2019 System: All Systems

Transmission Type: Select TransmissionType Transmission Status: Select Transmission Status

Search

Search Transmission Re

Select TransmissionType

- DE46 Initial Budget
- DE46 Actual
- DE46 Final Budget
- Error Checking**

System	Transmission Status	Lock Status	SignedOff By	SignedOff Date
--------	---------------------	-------------	--------------	----------------

New
Warning
Code FY
2020 –
FUND
BALANCE
FOR
FEDERAL
FUNDS

New Warning Code Message:
“W2035 – Fund Balance For
Federal Funds does not equal
ZERO at fiscal year end”.



Checks all federal funds ensure that
the fund equity control total is ZERO.



- Ensures no PRIOR year balances brought forward that should be resolved
- Ensures all receivables and payables for the CURRENT fiscal year have been properly set up to zero out the current fiscal year grant funds.

Warning Code W2035- End of Year Fund Equity *(MyGaDOE Portal)*

- W2035		Fund Balance for Federal Funds does not equal zero at fiscal year end.			9		
Fund Code	Program Code	Function/ Revenue/ Balance Sheet Code	Object Code	Sub Object Code	Additional Code	School ID	Records
402		0004					
404		0004					
406		0004					
408		0004					
414		0004					
432		0004					
460		0004					
462		0004					
482		0004					

GASB 68 and GASB 75



GASB 68 Resources Available on Financial Review's webpage:

<https://www.gadoe.org/Finance-and-Business-Operations/Financial-Review/Pages/Financial-Statements.aspx>

- **For Fiscal Year 2019**

- TRS and ERS Allocations for GASB 68 Pension Entries
- TRS and PSERS On Behalf Allocations by Function
- FY 19 GASB 68 Allocation Worksheets
- Instructions for Posting the Net Pension Liability – 2019 Update
- TRS Sample Retirement Packet for DOE

- Packets in TRS Employer File Locker; ERS will email their contact. **Check with your HR or Payroll Coordinator.**

GASB 75 Resources Available on Financial Review's webpage

- **For Fiscal Year 2019**
 - SHBP Allocations for GASB 75 OPEB Entries
 - FY 19 GASB 75 Allocation Worksheets
 - Instructions for Posting the Net OPEB Liability – 2019 Update
 - SHBP Sample OPEB Packet for DOE
- **Packets in SHBP SHRT Tool; Check with your Payroll Coordinator.**

School District **Deficit** Reporting

School District Deficit Reporting

O.C.G.A. §20-2-67 – When an audit reports a budget deficit or irregularity:

- *Deficit Elimination Plan* signed by Board Members
- Publication of *Statement of Actual Operations* in legal news organ
- Monthly reporting of deficit balance to GaDOE

School District Deficit Reporting

How is Law Applied:

- If Audit reports a finding in the Statement of Revenues, Expenditures, and Changes in Fund Balance – **Publish in Newspaper**
- Monthly Reporting until GaDOE is satisfied deficit is eliminated
- If deficit in Capital Projects or School Nutrition, and transfer is made to eliminate deficit, monthly reporting will be required to ensure the district has eliminated the CAUSE of the deficit
- If DE 46 reports a deficit, GaDOE will investigate to determine if Deficit Elimination Plan and monthly reporting is necessary

GASB 84 Fiduciary Funds

GASB 84 – Fiduciary Funds, *page 1 of 4*

Effective July 1, 2019 (FY 2020)

- Clarifies definition of custodial funds (agency funds through FY 2019)
- Activity must meet **all** of the following criteria (per GASB Statement No 84):
 1. The assets associated with the activity are controlled by the government.
 2. The assets associated with the activity are not derived either:
 - Solely from the government's own-source revenues or
 - From government-mandated nonexchange transactions or voluntary nonexchange transactions with the exception of pass-through grants for which the government does not have administrative involvement or direct financial involvement.

GASB 84 – Fiduciary Funds, *page 2 of 4*

Effective July 1, 2019 (FY 2020)

3. The assets associated with the activity have **one or more** of the following characteristics:

- The assets are **(a)** administered through a trust in which the government itself is not a beneficiary, **(b)** dedicated to providing benefits to recipients in accordance with the benefit terms, and **(c)** legal protected from the creditors of the government.
- The assets are for the benefit of individuals and the **government does not have administrative involvement with the assets or direct financial involvement with the assets.** Additionally, the assets are not derived from the government's provision of goods or services to those individuals.
- The assets are for the benefit of organizations or other governments that are not part of the financial reporting entity. Additionally, the assets are not derived from the government's provision of goods or services to those organizations or other governments.

GASB 84 – Fiduciary Funds, *page 3 of 4*

Effective July 1, 2019 (FY 2020)

- Clarifies definition of custodial funds (agency funds through FY 2019)
- **In Summary:**
 - If governmental entity controls the activity and the assets, the fund is not custodial in nature but should be reported as a **Governmental Fund.**

GASB 84 – Fiduciary Funds, *page 4 of 4*

Effective July 1, 2019 (FY 2020)

- ALL fiduciary funds are reported using the economic resources measurement focus and accrual basis of accounting.
- Statement of Changes in Net Position to include Custodial Funds
- Summarized – Additions and Deletions

GASB 84 – Fiduciary Funds

How does this change school district reporting?

1. Effective FY 2020 – Report Revenues and Expenditures for custodial funds using standard chart of accounts.
2. Expenditures for extra-curricular activities such as clubs and class organizations are generally charged to function 1000 or 2100.
3. Revenues for Club Dues recorded to 1215.
4. Revenues for Sales by the Club recorded to 1225 – Fundraising/Miscellaneous Sales.

GASB 84 – Fiduciary Funds

Review your district's school activity policy manual

- Who assigns the faculty advisor of the activities?
- Who approves all fundraising/field trips?
- Who approves all purchasing decisions?
- Who can remove or replace faculty/advisor?

GASB 87 - Leases

GASB 87 - Leases

Effective July 1, 2020 (FY 2021)

- Draft Implementation Guide released for comments through April 30, 2019
- Changes criteria for leases, essentially eliminates operating leases and considers all leases capital
- Applied to exchange and exchange-like transactions
- Must capitalize the lease as an asset, but not subject to capitalization thresholds
- Additional costs for maintenance and supplies are not included when determining lease liability

GASB 87 - Leases



How to Start Preparing for Lease Standard:

- Evaluate all lease agreements entered by the district and schools
- Determine what portion of the lease is not for the actual lease agreement but for maintenance, toner, paper, etc.
- Work with vendors to separate the components of the lease agreement
- Be prepared to track so the liability can be posted in FY 2021

Regional Workshops



Regional Workshops

DAY / DATE	PLACE
Thursday, May 16	Calhoun City BOE
Friday, May 17	Clarke County BOE
Monday, May 20	GaDOE – Twin Tower East, 15 th Floor, Suite 1566
Wednesday, May 29	Houston County BOE
Thursday, May 30	Tift County E-911 Center
Friday, May 31	Candler County BOE

Regional Workshops

- Agenda

- FY 19 Budget
- Legislative Updates
- Chart of Accounts
- Federal Fund Balances
- Transferability
- Schoolwide Federal Funds Consolidation
- GASB Updates
- School District Deficit Reporting
- Department of Audits Topics

Contact Information

- **Atlanta**

- Viola Darrington (404-651-8176) – vdarrington@doe.k12.ga.us
- Steve Lyle (404-656-6769) – syle@doe.k12.ga.us
- Debara Montgomery (404-656-2344) – dmontgomery@doe.k12.ga.us
- Russ Swindle (404-463-0513) – rswindle@doe.k12.ga.us

- **Naylor** (229-241-9915)

- Rhonda Metts – rmetts@doe.k12.ga.us

- **Rome** (404-556-7376)

- Chris Toles – ctoles@doe.k12.ga.us

Contact Information

Amy Rowell

arowell@doe.k12.ga.us

Georgia Department of Education

1652 Twin Towers East

205 Jesse Hill Jr Drive

Atlanta, GA 30334

404-656-6754

www.gadoe.org

   @georgiadeptofed

 youtube.com/georgiadeptofed



Georgia Department of Education



EDUCATING
GEORGIA'S FUTURE